

SCOPE

A newsletter by and for the
Palomar Amateur Radio Club
of San Diego, California.



November was a busy month for the Palomar Amateur Radio Club. A well-attended membership meeting was followed by a highly successful operating day. The membership meeting featured a program on 160m antenna construction presented by Gayle Olsen K6GO. Many members were spotted at the quarterly swap meet at Ham Radio Outlet.

December will start out right with a Holiday Social at our membership meeting on the 1st. Bring a dish to share! Food, fun, and games will happen at the Carlsbad Safety Center, and we look forward to seeing you there.

Last year, we shut the place down with Scrabble and answered all questions with a



Magic 8 Ball. We're pleased to report that all predictions from the Magic 8 Ball came true. Bring your Yes or No question to the social and get some answers.

The club is preparing to help support ARRL Kids Day at Double Peak Park on 2 January. Please contact Dennis KD6TUJ@amsat.org about the event.

Now, why is there a toilet on the cover of this month's Scope? Well, correctly name this publicly accessible ham-radio related site and be the first winner of our Mystery Photo Contest! First person to contact W5NYV in person or on the air with the correct answer wins the contest.

Email doesn't count this time around!

Save the Date

Club Meeting

1 December 2010

Holiday Social! Bring a dish to share for the party.

Board Meeting

8 December 2010

Palomar Amateur Radio Club board meeting at 7:00pm at K2RP QTH

Club Event

2 January 2010

Kids Day at Double Peak Park. Please help volunteer and participate in this enjoyable event.

Club Membership for December Edition

New Members Joining PARC: AF6UA, and KI6FER

And three reinstatements.

A number of members have elected to receive the SCOPE on the WEB. This saves the club the cost of printing and mailing, which is good. The 'not so good' is that they do not get the monthly reminder that their membership is up for renewal - which is printed on the mailing label for those that receive the SCOPE by mail. As a service, we are printing the call's of the web SCOPE members that have let their membership expire, hopefully by oversight. The following memberships have expired in the last couple of months: WZ6RAM, ZZ9RJ, KG6YFS, N6MJS, W6YXK, N6BMR, W7ECC, AF6SH, AND KJ6CKB. PLEASE RENEW!!

AI
W6GNI

PALOMAR ENGINEERS

Box 462222, Escondido, CA 92046

TOROID CORES

Palomar stocks a wide variety of cores and beads. Our RFI Tip Sheet is free on request.

Our RFI kit keeps RF out of your telephones, TVs, stereo, etc. **Model RFI-4**
\$35 +tax+\$8 to ship.

BALUN KITS

Ferrites slip over coax. Shrink tubing holds them in place. Works from 3.5-60 MHz
(Use two kits for 160m).

Model BA-58 (for RG58, RG8X & similar cables up to 1/4" dia.) \$8.50+tax+\$8 S&H/order

Model BA-8 (for RG-8, RG-213, 9913 and similar cables up to 1/2" dia.) \$16.50+tax+\$8 S&H/order.

See catalog at www.Palomar-Engineers.com

Please check our complete ads in **QST**, **CQ**, and **WorldRadio** magazines.

Upcoming General Meeting Topics

December - Social

January - Michelle W5NYV "Antenna Modeling"

October Fold & Staple Crew

W6GNI AI & Kathy

WA5ACE Sonny

KI6LLC Roni

Bike to Bay Tour Public Service Success

The Palomar Amateur Radio Club provided invaluable assistance to the National Multiple Sclerosis Society's Pacific South Coast Chapter at the recent 28th annual Bike MS Bay to Bay Tour, a cycling fund-raiser million for research and programs and services for people with MS, a chronic, unpredictable and disabling disease of the central nervous system with no known cause, cure or prevention.

Members of the Club assisted with monitoring more than 2,400 cyclists who participated in rides of 30, 100 and 150 miles over two days, Oct. 16 and 17. Club members used the radio repeater located on Palomar Mountain during the Saturday portion of the event. The fund-raiser was open to all levels of cyclists ranging from beginner to expert. More than \$2 million was raised, and online donations can be made at

<http://www.biketofinishms.com/>

The MS Tour has been voted the year's best cycling event for the past four years by the readers of Competitor Magazine. Information on next year's ride can be found at the website.



Mobile communications at the Bike to Bay Tour.

Photos submitted by Jessica Read.



Advertisements are free for members

Have items that need to find a new home? Advertise here! Send your ads to scope@palomararc.org

For Sale



This is a Hewlett-Packard 3577A with the 35677A S-Parameter test set and all interconnect cables.

With an open – short – load you can calibrate out transmission lines and take antenna measurements up on the tower.

I am looking for \$3000 or best offer.

Mike-lebo@gmail.com

For Sale

Item	Price
YAESU FT-1000	\$2,500.00
Kenwood TS-950 S	2,500.00
FT-2500 M	350.00
Kenwood SWR/PWR Meter, Model SW-2000	50.00
TR-7330 2 M	150.00
Astro PS7 A	25.00
Cubic Astro -150 A-10-80M Transceiver	250.00
Ten-Tec Centurion amp 1kw	1,500.00
Ten-Tec Titan amp 1kw	2,500.00
FLUKE Meter Model 77	65.00
SHURE Microphone Push to talk Model 444	30.00
3-500 tubes	100.00 ea.

Contact: R. F. Krist, W6KTE, (760) 724-2786

For Sale

Crank-up tower, 4 sections (collapsed length=12' 9"), triangular- 18" bottom to 10" top. 3' top bolt on tapered section with rotor head and thrust bearing installed + 6' of pipe above the taper. Base plate 22" x 22" with 3 studs to set tower on. Lifting winch had a motor at one time but now gone, leaving a spline shaft sticking out of the worn gear box to which a handle or motor can be grafted. Located in Poway, weight 400+/- lbs for tower alone and 150+/- lbs for the top piece, base plate and winch - \$250. Gary 858-748-6076 wb6gsn@gmail.com

For Sale: HUSTLER 6BTV High Performance HF Vertical Antenna system, 80/75/40/30/20/15/10 m, complete with 250ft spool 14 ga wire and all precut radials, SS Tilt base and SS Radial plate. Used one year. Bought new at \$400, will sell for \$200. Contact: Rich Ortloff KE6DUG 760-861-1406

For Sale: 6BTV Vertical Antenna. Crank up Tower with rotor and 3 El Yagi. Must be taken down and removed. Call Lee, (760) 726-1097



Gayle Olsen K6GO presented our November program. She spoke about her 160m antenna, a continuously-loaded helically-wound short ground-plane vertical with a small capacity hat. The design was inspired from a QST article, and the construction was accomplished with a can-do spirit and continual small adaptations along the way.



Above, Bob K9RHV expands upon Gayle's remarks about the 160m antenna construction and installation. The monthly membership meeting usually has a program presented by a club member or guest speaker, a goodie table where for a small donation to the club various items can be offered or obtained, and an exciting raffle. Coffee and cookies can be had at the back table. Photos by KB5MU.

HAM RADIO OUTLET

Jose XE2SJB
Jerry N5MCJ
Joe N6SIX

H
R
O

KENWOOD
rf CONCEPTS
DIAMOND
US TOWERS
KANTRONICS
YAESU, MFJ, ICOM
BENCHER, Inc.
HUSTLER
COMET
AMERITRON

Astron,
AEA,
OUTBACKER
Larsen Antennas
TEN-TEC
Hy-gain, Tri-EX,
Cushcraft And Others
too
Numerous to
Mention!

Drop in to see our display of working equipment. Find out about Pkt location determining equipment (APRS). Check our complete line of magazines, ARRL books, license manuals, and Bulletin Board with all sorts of Goodies listed.

Open: 10a.m. – 5:30p.m.
Monday thru Saturday *Ask about our great prices*
858 560-4900
or toll free 1-800-854-6046

Directions: On 163, take **Clairemont Mesa Blvd.** off ramp to East. Stay in right-hand lane. Turn right at stoplight. As you are turning right you can see our beams in this shopping center. Travel 100 yds. On Kearny Villa Rd. and U-turn back to shopping area and HRO sign. Be sure to see our equipment in action on **real** antennas!



Above, Fred AE6IC brings the club up to speed about what's been happening in Oceanside with a new antenna regulation. The regulation, which lumps amateur radio in with commercial tower interests, was passed. However, an amendment is in the works. Fred has been leading the effort to educate and influence the law in Oceanside, so that ham radio operators will not be completely prevented from having an antenna support structure (i.e. tower) in Oceanside. Thank you Fred, for all your hard work. Photo by W5NYV.



Above, our membership chair Al Donlevy greets members from across the room. He handles many membership tasks as well as the coordination of the monthly fold and staple party. Please drop by the membership table and volunteer to help out with fold and staple. Also, check out all the wonderful club-related items for sale. Thank you Al, for helping out the club so much! Photo by W5NYV.

At right and below: Wild Bill got to go to Qatar, and all I got were these lousy photos. He told quite the tale at the November membership meeting, and showed the medal that he and the operating team were awarded. Yes, that is a medal. It makes a printed paper certificate pale in comparison!

If you see Wild Bill, please tell him to write an article for the Scope about his adventure in Qatar. Photos by W5NYV.



Below, Dennis of the South N6KI shows off an item from the goodie table. While he doesn't currently owe the Scope an article, I'm sure that's only due to an oversight on the part of the editor. So, if you see him or hear him on the repeater, please tell him to write an article for the Scope.



**WANTED: STORIES
FOR THE SCOPE**



October Minutes

Palomar Amateur Radio Club Board of Directors

The meeting was called to order at 7:12 by Dennis Baca KD6TUJ at the home of KB5MU.

President Dennis Baca KD6TUJ
Vice President Ron Pollack K2RP
Treasurer Georgia Smith KI6LAV
Secretary Gary Kent W6GDK
Director #1 Paul Williamson KB5MU
Membership Al Donlevy W6GNI
Scope Editor Michelle Thompson W5NYV was late.

Treasurer's Report The treasurer's report for September presented by KI6LAV. Total assets as of 9/31/2010 are \$13,723.35. Income was \$751.08, Expenses were \$465.76. Motion to approve by KB5MU, second by K2RP. Approved

Secretary's Report- Minutes of the September meeting were presented by W6GDK. Motion to approve by KI6LAV, second by W6GNI. Approved

General Meeting: November meeting will be by K6GO- a portable antenna for 160 meters. December is the election of officers and annual social.

Membership Report: Current membership is 279.

Repeater Site/Technical Report: No activity this month

NEW business:

We will hold Operating Day Redux on November 14 at Double Peak Park. Hours are 9 to 5

There are several requests for repeater use on October 16th. MARA, the MS140 Bike Ride, and Jamboree on the Air have requested repeater use. MARA will be on 147.075, MS140 on 147.130 and JOTA on 146.73.

SANDARC will have a meeting on October 19th to discuss the VE situation in Carlsbad. PARC will administer exams under the ARRL VEC in the absence of a SANDARC exam on the second

Saturday of the month. This exam session is no longer shown on the SANDARC website.

SCRRBA is having a meeting on October 16th.

N6KI has offered to rebuild the 20 meter beams. Motion by K2RP to allocate up to \$100.00 for materials to reconstruct the beams. Second by KB5MU. Approved.

Motion to adjourn at 8:27 PM by K2RP, second by W6GDK. Approved.

Next meeting will again be at home of Ron Pollack K2RP on November 10 starting at 7PM. Address is 659 Shanas Ln Encinitas, CA 92024

Submitted by Gary Kent W6GDK

**RF PARTS**
COMPANY
From Milliwatts to Kilowatts™

Complete inventory for servicing amateur and commercial communications equipment

RF POWER TRANSISTORS — TUBES — POWER MODULES

Diodes • Relays • Trimmers • Capacitors • Heatsinks
Transformers • Chokes • Combiners • Wattmeters • Books

3-500ZG • 811a • 572B • 4-400a • 6146B • 8072 • 8560AS
3CX400A7 • 3CX1200A7/D7/Z7 • 3CX1500A7 • 3CX3000A7
4CX250B • 4CX250R • 4CX400A • 4CX800A • 4CX1500B

Merit W6NQ • Gary K6CAQ • Steve K6NDG • Rob WA6GYG • Doug K6DRA

760-744-0700

www.rfparts.com • orders@rfparts.com



IMPULSE Electronics
(760) 747-5277 – (866) 747-5277
www.impulseelectronics.com

**Your Connection for
Emergency Power Solutions**

Power Products
Power Pole Connectors – Power Cables – Tools
AGM Batteries – Red/Black Zip Cord 14 – 8 GA

West Mountain Products
RIGrunner – RIGblaster – Accessories
PWRgates – Computerized Battery Analyzer
Coax Cable – Coax Assemblies – Adapters
Terminals – Coax Connectors – Battery
Chargers – Battery Accessories
Email sales@impulseelectronics.com

NiCd Lady Company

Grace Lloyd
N6WPA
grace@nicdlady.com

www.nicdlady.com

Custom Assembly • Rebuilds • Batteries
• Lead Acids • Replacement Packs
20585 Camino Del Sol • Unit B
Riverside, CA 92508
800/906-6423
951/653-8868
Fax 951/653-5189

Your Complete Battery Source

EchoLink Rediscovered

By Bernie Lafreniere, N6FN

Monitoring some Las Vegas repeaters while on the way to Utah last year, Cheryl and I happened onto a very interesting QSO between several hams. Proceeding round-table wise in the usual fashion we found the conversation interesting and fun to listen to. All the stations were coming in Q5 copy and initially we assumed them to be local stations.

Eventually, though, it became apparent that one of the hams was in Ireland, another somewhere in the US and the third in Australia. We were amazed at the clarity of the conversation. After awhile, one of the hams asked a question which the station in Ireland could not directly answer, but he knew someone that could and placed a phone call to bring him on-line. A little later the fourth person came on, explaining that he had no repeater access and was talking to the group via his computer.

Knowing that VHF communications is generally limited to within range of a repeater, Cheryl was perplexed as to how this conversation was taking place, especially the guy using the computer. I knew that it had to be either IRLP or EchoLink, but didn't know much about either mode of communication except that they used the VoIP, (Voice Over Internet Protocol), method of communication.

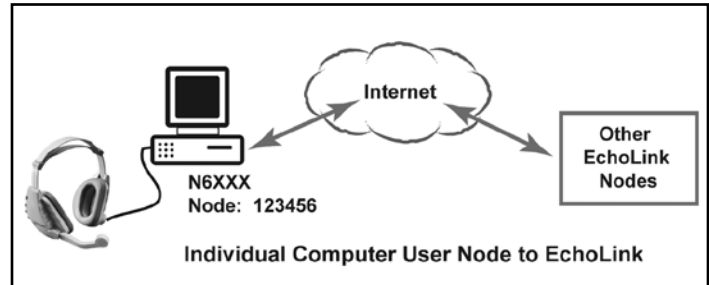
Being sufficiently impressed by the QSO and the long-range capabilities of this mode of communication, I resolved to learn more about it. Some months later I finally got around to it, and what I learned was fascinating. I was impressed by the number of users all over the world and the extensive capabilities that had been built into the system.

While the system was initially designed ten or more years ago, the popularity for this method of long-distance communication remains undiminished. The EchoLink network of simplex links, repeaters, conference servers and individual computer users has continued to grow. Today there are hundreds-of-thousands of registered users in more than 162 different countries. At any given time there may be several thousand repeaters and users on line.

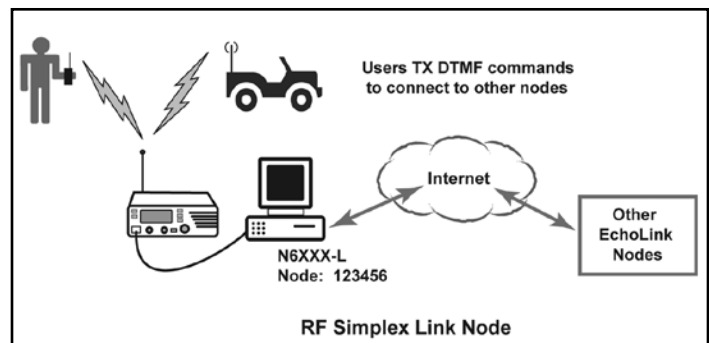
The EchoLink system is interesting in that users can link to remote nodes either by using EchoLink software on their computer or by keying DTMF commands directly from their transceiver. Using DTMF commands from a transceiver requires communication with either an EchoLink equipped

repeater or a Simplex Link.

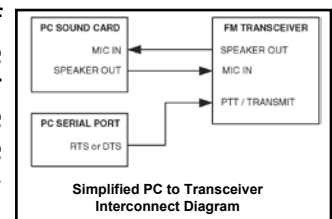
By making use of a PC that is connected to the Internet, the EchoLink software converts the audio input to a sound card into a stream of digital numbers, which when sent over the Internet can be received by a similarly equipped computer and converted back into a good approximation of the original audio. Using VoIP this sound information can be transmitted to similar equipped PC's anywhere in the world. This PC-to-Internet capability forms the basis for all EchoLink communication, be it from a computer or from HT or mobile transceivers without Internet connections.



When using a HT or mobile rig, a transceiver "listening" to the frequency you are transmitting on intercepts your RF transmission and routes it over the Internet, thus freeing mobile stations from the necessity of having a direct Internet connection.




In concept the required transceiver-to-PC interface is quite simple. Since the computer's sound card provides the audio signal that modulates the transceiver, it follows that the sound card's Speaker Out jack is connected to the MIC input of the transceiver. Likewise the transceiver's Speaker Output is connected to the sound card's Microphone Input so that received signals can be transported over the Internet.



Next month we will explore different types of EchoLink nodes and how they are accessed for making various types of QSOs. For those who can't wait to learn more, visit <http://www.echolink.org>

Top and bottom row panoramas of Double Peak Park Operating Day by Don WD6FWE. These photos were taken and then stitched together in-camera. They were then downloaded directly to a computer on-site.





Center row of photos by Paul KB5MU. From left, antenna mast on tripod, secured with large rocks. Double Peak is windy! Flags fly proudly over the participants, who take in the sights and sounds of Operating Day. At right, multiple antennas, and a warning for wheels.



San Diego Boy Scout Jamboree-on-the-Air

Volunteers from Palomar Amateur Radio Club volunteered to help with this scouting event, which was active on APRS. Photos submitted by Timothy KJ6BW.

by Timothy Higgins KJ6BW Life Scout

San Diego, CA, October 16, 2010. Radio safety, schematic reading, and understanding the radio spectrum are just a few things that scouts learned at the San Diego Jamboree-on-the-Air (JOTA) and Radio Merit Badge day. Over forty scouts earned their radio merit badges and over one hundred scouts participated during this 8 hour event. The event gave Boy Scouts, Cub Scouts and even a few Girl Scouts a chance to experience the hobby of amateur radio.

This was the first year in a long time that San Diego Boy Scouts have had a radio event of this size. For many years, a small number of scouts visited the radio shack at the Boy Scouts camp in Balboa Park (WB6BSA) for the annual event. This year, over a hundred scouts visited the shack and surrounding area and each person had an opportunity to talk on one of several amateur radio stations setup by local amateur radio volunteers. There were three HF stations, four VHF stations, an echolink repeater, and an APRS (Automatic Packet Reporting System) station. Scouts had conversation with hams through out the country. One of the stations was the national Boy Scouts club station in Texas (K2BSA).

The Jamboree-on-the-Air is a world wide event on the third weekend in October where scouts have the opportunity to have conversations with amateurs and other scouts around the world. In years past, they have made contact with DX like Australia and Sweden, but this year, they talked mostly to stations thorough out the United States. They were fortunate enough to have a solar powered trailer and an antenna trailer loaned to them for use during this JOTA event. Representatives from the ARRL and the Palomar Amateur Radio Club (PARC) were there to help promote the hobby of ham radio.

This year's event was made more interesting with the help of all of the major radio companies and local distributors. Gift bags were available for each of the one hundred or more scouts who attended this event. The bag included world maps, radio band plans, fliers, and even a comic book. Door prizes were drawn for an FM radio, flashlights, hats, and other promotional items.

I would like to thank all of the companies that helped to support this event. I would also like to thank all of the volunteers who came out and gave their time to help support the education of these fine scouts.



Don WD6FWE stands next to an old boy scout uniform.



Rob KJ6RET demonstrates his solar power station.

The Desert Radio Amateur Transmitting Society of Palm Springs Invites YOU!

The Desert RATS & PS DX Club are inviting you and your groups members to attend "Palm Springs Hamfest 2011" on January 29.

We would like your help in making this years event surpass the 600 attendee mark to beat last years event!

Could you please forward the attached information sheet by e-mail to all your members... perhaps mention it on your NET... publish it in your Newsletter...list it on your Events Calendar...link our site on yours and mention it at your next couple of meetings! Helping us get the word out would really be great! The mild desert weather is perfect at that time of year. Make it a club outing! On air NETS are already a -buzz tell your pals.

Our Swap Meet was a big draw last year as well, with over 40 vendors selling their wares. There is room for more so bring your stuff (no fee charged to sellers means better prices for you!) We have a consignment table with experienced Hams selling for you if you want us to sell your gear for a small fee. We almost sold out last year.

Lest I forget, we have a gourmet food service at a bargain price. Raffles every hour. Our event as all about great deals in these tough times.

This year we'll have ICOM, Yaesu, HRO, DX Store, Byonics, RF Stuff, AMSAT, ARRL, Alpine Antennas and more. The list is getting longer!

Check our website for up to date announcements at <http://desertrats.am>

We will also be participating in Winter Field Day and having a Special Events Station that day.

Come join us for a fun Day with some great buying opportunities! It is worth the drive! Meet Gordon West, Clint Bradford "the Satellite Guy", Leo Meyers and all the ARRL guys from our Division.

I look forward to seeing you at our 2nd annual ARRL Sanctioned Palm Springs Hamfest January 29, 2011

73Peter VE7REZ /w6
760-318-0186
Twitter name : hamradio

SWAT!

Six-meter Wildass Antenna Team



SWAT Members as of November 2010

Captain Cynthia KJ6HCT
Colonel Rob KJ6RET
Empress Michelle W5NYV
Tentative Titan Mark Raptis KF6WTN
<your name and title and call here!>

Free Antenna Modelling Software To get you started

Download free version of Expert MININEC Classic by following the link at <http://www.emsci.com/>

Free version of EZNEC (limited to 20 segments) available at <http://www.eznec.com/>

Have a Mac? Try the free cocoaNEC 2.0 <http://homepage.mac.com/chen/w7ay/cocoaNEC/Contents/Downloads.html>

Or, embrace your inner geek and run raw NEC. It's free. Read more about it at <http://www.nec2.org/>

Operating Day Success

Double Peak Park November 14 2010

by Dennis KD6TUJ

A beautiful day dawned for Operating Day in San Marcos at Double Peak Park.

Tom KG6RCW showed on time with Dennis KD6TUJ following shortly after. Like in April, we used the West end of the parking lot. We set up the canopies, then the antenna trailer. By the time we were set up with Tom's HF radio, David KC6YSO had his suitcase radio on 2m with a mag mount. Dennis KD6TUJ brought his J-pole, but there was a setback. The vertical off the upper nut had come loose. This had probably happened the last time Dennis had the antenna out for demonstration. The temporary fix consisted of stuffing the wire in beneath the nut to provide a much more robust friction fit. After repairing Dennis's emergency J-pole antenna it was switched over for demo purposes.

Gee, where did the others come from? Bob KJ6RET brought his SLEEP trailer and provided solar power to all the stations. We worked of the portable power unit supplied by 2 panels creating 160 watts (2 amps) with 300 amp hours of storage into a 1000 watt inverter. Allen AK6AK brought out a D-Star setup for internet connection using an ICOM ID-1 to a Netgear wireless router to his laptop. He was using 1.2 GHz 16dB directional to achieve the connection with a ICOM ID-1. Doug KJ6ACO had a set up which included an ICOM ID-800H VHF/UHF, an ICOM ID-1 head above the body, and an ICOM 2200H 2m, all on D-star. His laptop was logging as the calls came through. It can also control and program at the same time. Bill oink oink N6PIG came by on his horse Scout (W1NEE?) and left a reminder to stay cautious. Ron K2RP brought out a Swan 140 from 1961 to work 40 meters on an inverted

vee. Having a Swan on solar power was a special attraction. Kurt K6MD made a contact on 2m simplex 146.520 down to 5 watts and came through with good audio. Power up to 20 watts increased the RF signal, but the audio stayed the same.

Contacts included Gary to KH6QR to Hawaii, Tom to WA2ROA in New York, Doug to the Netherlands and Italy on D-star 1.2 GHz. Allen contacted KB6NUL on 15 meters with 20 over 9.??? San Marcos to San Marcos. As a result, he came to the site to check out the event. Ed Boss got his first third party contact through Bob to Tim KJ6BW. Now to finished getting his license.

Thirty one hams signed in for acknowledgement and any more stopped by. We had a chance to talk to many non-hams who showed an interest at least in what we are doing.

Bob KJ6RET reports that the HF station used 450 watt hours for the 6 1/2 hour duration of operations. Tom's KG6RCW TS 2000 consumed .6 amp on standby, and 10 amps during steady use with 16 amp peaks. Ron's K2RP Swan 140 consumed 13 amp standby, and pulled 30 amps in transmit. The storage batteries appeared to not be used to any extent, ending at or near 100%. The starting voltage was no load 14.1v, with a charge rate of 13.5v, and a final rest rate of 12.5v after 20 min. This was due to Bob orientating the panels to the sun as needed.

Dennis



N6PIG equestrian mobile at PARC Operating Day. Photo by KD6TUJ.



Doug's setup at PARC Operating Day. Photo by KD6TUJ.



David KC6YSO checks a newly-constructed J-Pole antenna at PARC Operating Day. Operating Day is an opportunity to do more than just operate! Bring your project and test equipment to share with and support others. Bring a picnic lunch and enjoy the park. Photo by KD6TUJ.



Cynthia KJ6HCT operates the HF station at PARC Operating Day. With a commanding view of almost the entire county, and visibility clear enough to see five islands in the Pacific, participants and guests enjoyed a spectacular day at Double Peak Park. Photo by KD6TUJ.



Rob KJ6RET demonstrates his solar energy station. This station provided power to much Operating Day equipment, including the Swan at right. Photo by W5NYV.



Ron K2RP operates the solar-powered Swan. Photo by W5NYV.



Stations at November Operating Day. Photos by KB5MU.



YL DXpedition

At the August 2010 PARC meeting, Gayle K6GO announced a YL DXpedition to Curacao, planned for March 17-21, 2011. Satellite operations are being investigated. Phone is planned to be the primary mode. The DXpedition will include Gayle Olson K6GO, Rusty Kalkofen AF6WF, Michelle Thompson W5NYV, Ellen Utchig N6UWW, Georgia Smith KI6LAV, Cathy Gardenias K6VC, and Marilyn Bolnick KJ6YL. These seven participants will be operating the Caribbean Contest Consortium (CCC) station PJ2T on as many bands as possible. This permanent station is operated by and for the members of CCC. Members have priority in reserving the station, and have amassed a very impressive record in the 10 years the station has been active in its current form. While none of the YL DXpedition members belong to the CCC, they are hoping to use this experience as a springboard to further YL DXpeditions.



The history of PJ2T has roots in a 1994 VP5VW CQWW CW Multi-Multi expedition organized by Don Karvonen, K8MFO. The operating locations at the station are located in the expansive living room of the station house.

YL DXpedition website
<http://www.yldxpeditons.com/>

Caribbean Contest Club
<http://asgard.kent.edu/ccc/>

Below, a collection of photographs from the YL DXpeditions team during the operation of the 2010 California QSO Party. In the bottom photo, from left, are Rusty AF6WF, Michelle W5NYV, Georgia KI6LAV, and our host and organizer, Gayle K6GO.

The team had an absolutely marvelous home-cooked dinner during operations, and enjoyed using Gayle's station for the contest. As you can see, Georgia is quite expressive. Photos by W5NYV.



Palomar Amateur Radio Club Photo Gallery Update

by Paul KB5MU

I've been working on revamping the collection of photographs on the club's web page. Instead of a mishmash of different presentations and links to off-site collections, all the photos are now displayed in a unified photo gallery driven by the free software package Zenphoto.

You can find the new photo gallery under "Look at Us" on the club's web page.

<http://www.PalomarARC.org>

You can participate in the new photo gallery, and I hope you will. As always, everybody who takes photos at club events (or other activities involving club members) is encouraged to submit photos to the gallery. I can set you up with an account authorized to post pictures directly to the gallery. If you don't want to deal with learning how to do that (it's easy, though!) you can still send me photos by email, or post them elsewhere and send me a link, or even hand me a CD at a club meeting.

Old photos are welcome, too. It'd be fun to fill in some of the club's history in the photo gallery. I can help you get your photos or slides scanned in so we can post them for everybody to enjoy.

Everybody can also participate by posting comments to the photos in the gallery. Every individual photo page has a comment form at the bottom. If you can help to identify people in a photo, or provide some context for understanding what's happening in the photo, or ask a question about a photo, please feel free to add a comment.

If you use an RSS reader to keep up with blogs and such on the internet, the photo gallery software has features for you. You can subscribe to the entire gallery and see each new photo that's posted, or you can subscribe to individual albums within the gallery. You can also subscribe to comments on a particular photo, which would be handy if you have a question about the photo.

Many other features can be added to the gallery software. If you have a particular request, please let me know. Comments and questions are invited, to webmaster@palomararc.org.

Carlsbad Amateur Radio Exams

by Paul KB5MU

Since the FCC turned over amateur radio exams to volunteer examiners in 1984, the Palomar Amateur Radio Club has sponsored and supported one of the local teams of volunteer examiners, which provides a scheduled exam session on the second Saturday morning of just about every month in the north county. These exams are held in the same room where the club meets, in the Carlsbad Safety Center, and are coordinated by ARRL VEC. The schedule is aligned with SANDARC-VEC sessions held in other locations in San Diego County, so that exams are scheduled on every Saturday somewhere in the county. Additional exam sessions are scheduled as needed when there's a license class or a convention in the area. How many other parts of the country have this much access to exams?

Detailed information on the Carlsbad exam session is available at

<http://www.kiloxray.com/vec/>


or via a link on the club's web page.

The Carlsbad VE team has made it easier than ever to register for the exam. There's now a very simple online form to fill out, and the system automatically acknowledges your registration. On the session's web page, you can see the roster for the next upcoming session. You can confirm that your registration is on the list, and you can see how many others are signed up. This is nice to know, since if fewer than three candidates pre-register, the exam session will probably be canceled. Registrations are also accepted by email or telephone, as an alternative to the web page form.

SCOPE
P.O. Box 73
Vista, CA 92085-0073

Return service requested

PERIODICALS
POSTAGE PAID
AT VISTA CA
92085-9998



Scope (USPS #076530) is published monthly by the Palomar Amateur Radio Club 1651 Mesa Verde Drive, Vista, CA 92084. POSTMASTER: Send address changes to SCOPE, P.O. Box 73, Vista, CA 92085. Periodicals postage paid at Vista, CA 92084. Dues are \$20 per year or \$35 per year for a family. Dues include a subscription to Scope.

Editor: Michelle Thompson W5NYV

Submissions: scope@palomararc.org

Questions? Ideas? Comments? W6NWG@amsat.org

Featured Program:

At 7:30pm, Palomar Amateur Radio Club will have our annual Holiday Social at the monthly membership meeting on 1 December 2010. Bring a dish to share. Arrive at 7:00pm to socialize. We look forward to seeing you at the Carlsbad Safety Center, 2560 Orion Way, Carlsbad, CA.